



# DigiLocker

Your documents anytime, anywhere

[A Digital India Initiative](#)

National e-Governance Division  
Department of Electronics and Information Technology

# DigiLocker is a Digital India Initiative



DigiLocker ties into Digital India's visions areas of

1

Shareable private space  
on a public cloud

2

Digital documents /  
certificates on cloud

A large, disorganized stack of numerous colorful folders and papers, representing a traditional paper-based filing system. The folders are in various colors including orange, blue, green, and red. The papers are thick and layered, creating a dense, chaotic pile. The background is a brick wall.


**DigiLocker** is aimed at  
Paperless Governance

# Current challenges

Documents in Physical Form

Copy/ Scan/ Courier for submission

Fake documents in circulation



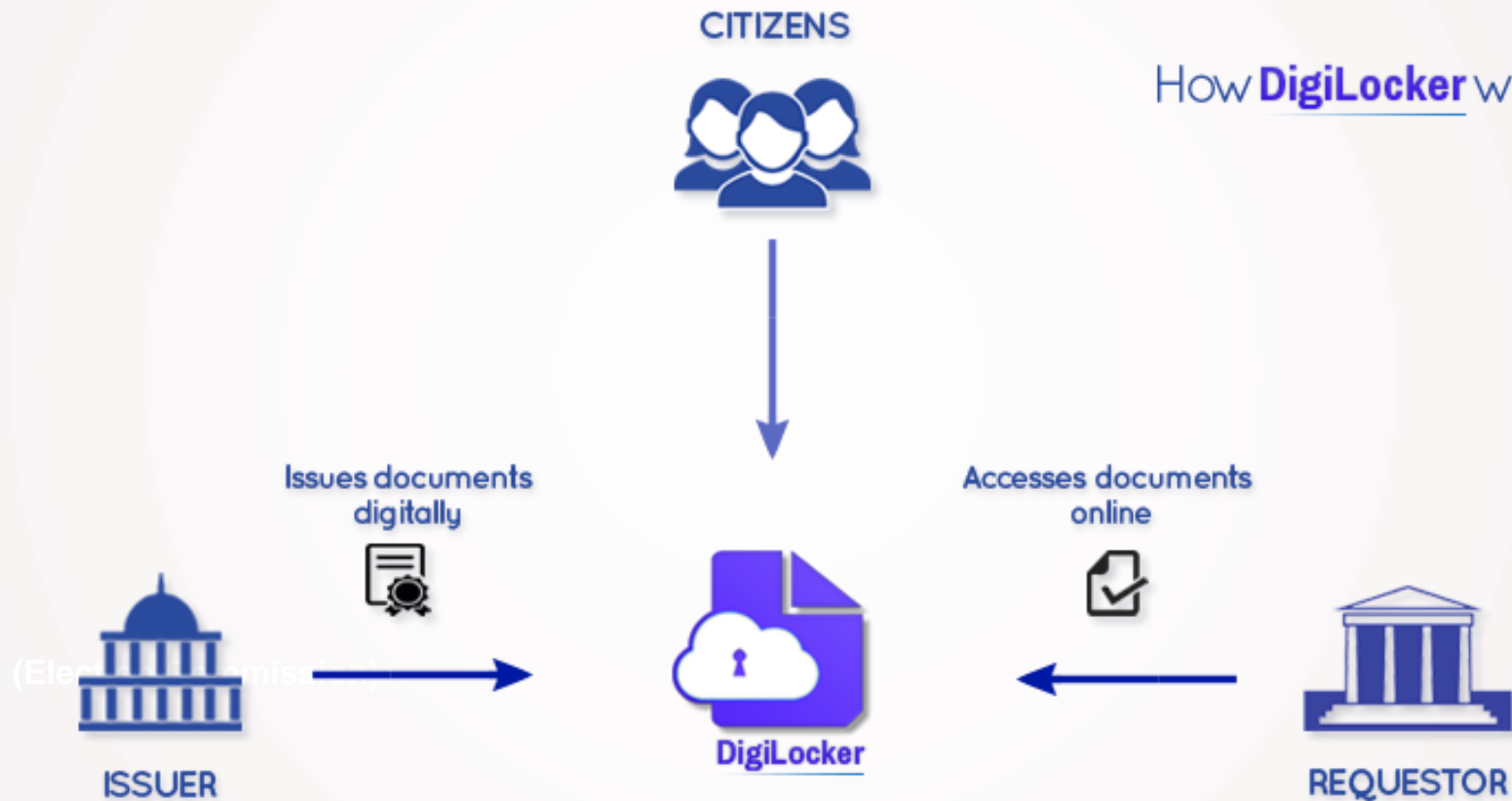
# Introducing DigiLocker..



**DigiLocker** is a cloud based platform for issuance and verification of documents & certificates digitally.

# How It Works?

How **DigiLocker** works ?



# DigiLocker - Contains Two Parts



## Issued Documents

- ▶ Issued from Original Source (Single Source of Truth)
- ▶ No separate document copy – just reference link to source

## Self Uploaded Documents

- ▶ Legacy / old documents can be uploaded
- ▶ Use eSign for self attestation
- ▶ Similar to DropBox, Google Drive (1GB free space)



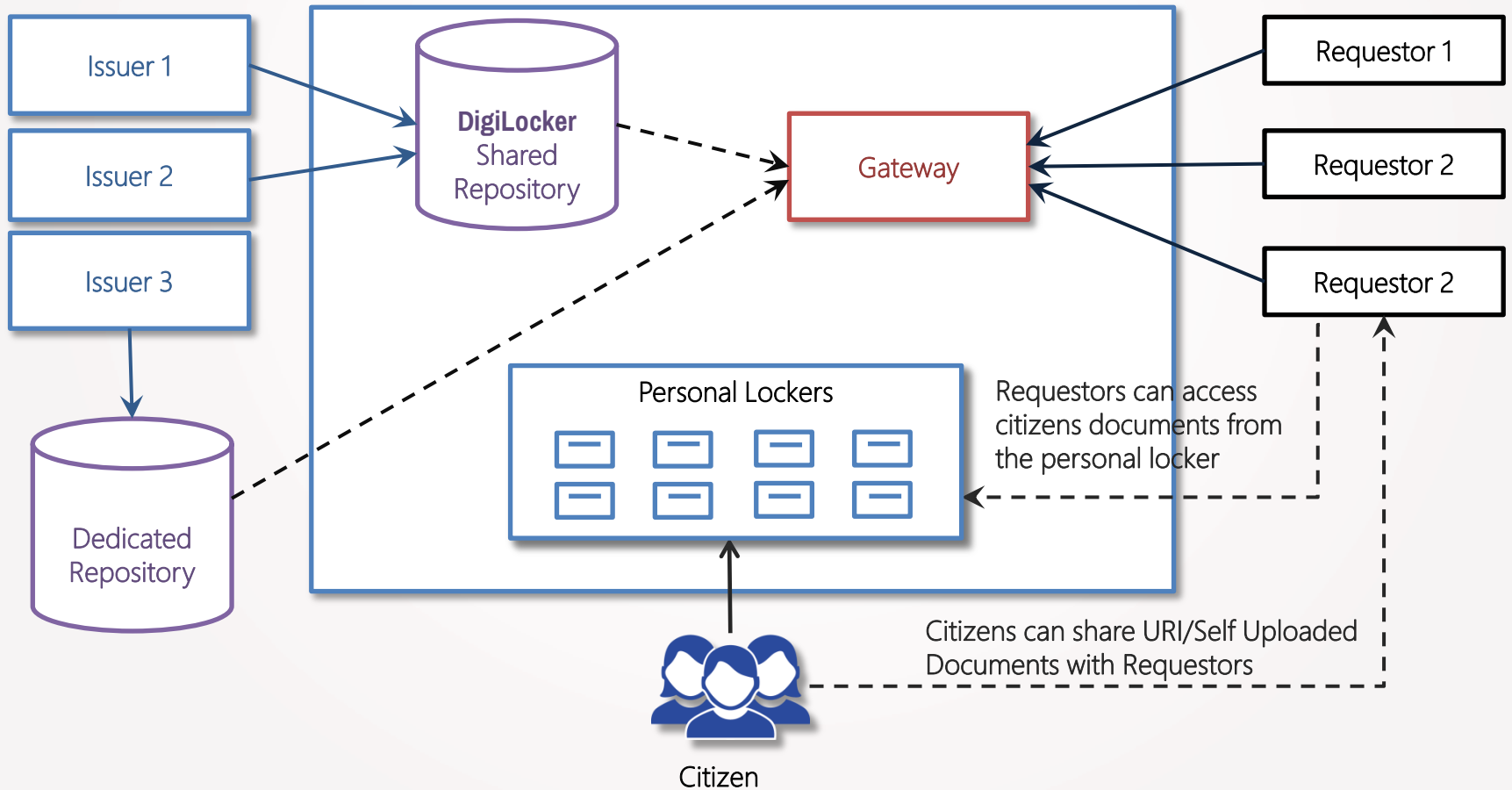

# DigiLocker - Benefits





# DigiLocker Ecosystem

(Digital Locker Technical Specification)



# DigiLocker Ecosystem

Stakeholders	Components
<p><b>Issuer</b> Entity issuing e-documents to individuals in a standard format &amp; making them electronically available e.g. Pan Card, Voter Card etc.</p> <p><b>Requester</b> Entity requesting secure access to e-documents stored in a repository e.g. University, Passport Office, RTO etc.</p> <p><b>Resident</b> An individual who uses the Digital Locker service based on Aadhaar number.</p>	<p><b>Repository</b> Collection of e-documents that is exposed via standard APIs for secure, real-time access.</p> <p><b>Access Gateway</b> Online, secure mechanism for requesters to access e-documents from various repositories in real-time.</p> <p><b>DigiLocker</b> Dedicated cloud based personal storage space, linked to each resident's Aadhaar for storing e-documents, or URIs of e-documents.</p>

# DigiLocker Statistics\*

☰ DigiLocker National Statistics (current)

**1,141,346**

REGISTERED USERS



**2,044,777**

UPLOADED DOCUMENTS



**5,170,081**

ISSUED DOCUMENTS



**9**

ISSUER ORGANIZATIONS



**3**

REQUESTOR ORGANIZATIONS



**245,047**

eSIGNED DOCUMENTS



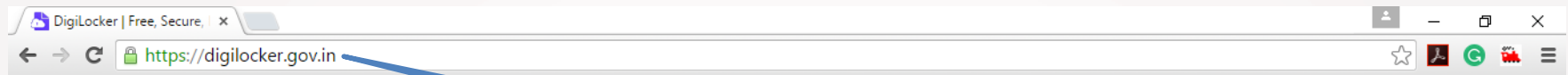
\*As on 07/04/2016

# DigiLocker Onboarding Status\*

Pipeline	Scheduled	Initial Stage	Advanced Stage	Integration Completed
<ul style="list-style-type: none"> <li>• Gujarat eDistrict</li> <li>• GSTN</li> <li>• ECI</li> <li>• SBI</li> <li>• Min of Ayush</li> <li>• Transport Dept</li> <li>• IndusInd Bank</li> <li>• JNU</li> <li>• West Bengal Edistrict</li> <li>• Dadar &amp; Nagar Haveli eDistrict</li> <li>• Assam eDistrict</li> <li>• PDS</li> <li>• LPG</li> </ul>	<ul style="list-style-type: none"> <li>• Dept of Income Tax</li> <li>• Ambedkar Univ</li> <li>• Karnataka CGG</li> <li>• ICICI Bank</li> <li>• Kotak Mahindra Bank</li> <li>• Axis bank</li> <li>• Yes Bank</li> <li>• IGNOU</li> <li>• MeA</li> <li>• Goa Water Resources</li> <li>• Pune Municipality</li> </ul>	<ul style="list-style-type: none"> <li>• Navy</li> <li>• MP eDistrict</li> <li>• CBSE</li> <li>• Uttarakhand eDistrict</li> <li>• UPSC</li> <li>• PHR (CDAC)</li> <li>• Jharkhand land Record</li> </ul>	<ul style="list-style-type: none"> <li>• IGPR</li> <li>• IIITDM</li> <li>• HP eDistrict</li> <li>• UP eDistrict</li> <li>• Haryana eDistrict</li> <li>• Chandigarh eDistrict</li> </ul>	<ul style="list-style-type: none"> <li>• Kerala eDistrict</li> <li>• AP eDistrict</li> <li>• Telangana eDistrict</li> <li>• Nielit</li> <li>• Delhi eDistrict</li> <li>• Odisha eDistrict</li> <li>• UTI (PAN)</li> <li>• NSDL (PAN)</li> </ul>

\*As on 07/04/2016

# DigiLocker Website



**DigiLocker**  
Your documents anytime, anywhere

**Digital India**  
Power To Empower

Sign In Sign Up English

## Online Applications

No photocopy, no couriers, no scanning... applying online is so easy thanks to DigiLocker

[SIGN UP FOR DIGILOCKER](#)

https://digilocker.gov.in

## How It Works?

-   
Login Using Aadhaar
-   
View Issued Documents
-   
Upload Documents
-   
eSign Documents
-   
Share Documents

### DigiLocker National Statistics



958375 users

### How can I get a DigiLocker account?

To sign up for DigiLocker, you need your Aadhaar number (issued by UIDAI). There are two ways to sign up:

### DigiLocker in the News

- 5 things you should know about Digital Locker (Business Standard)
- India's Digital Locker Initiative Draws Crowds (NDTV)

# Sign Up Page



**DigiLocker**

Your documents anytime, anywhere



[Sign In](#)

[Sign Up](#)

[English](#) ▾

**Get 1 GB free storage  
with DigiLocker!**

Already have a DigiLocker account ? [Sign In now](#)

**Signup for DigiLocker with your Mobile**

(It takes just a minute)

Enter your mobile number

[Continue](#)

Sign up using  
Mobile number.

# Sign In Page



DigiLocker welcomes you back!

## Did you know?

DigiLocker has the eSign facility which can be used to digitally sign your uploaded documents. This is similar to the process of self-attestation.

Not yet on DigiLocker? [Sign Up now](#)

Sign in using either username/password or Aadhaar number.

### Sign In to your account

Username

Password

Sign In

[Forgot password](#) | [Forgot Username](#)

or

### Sign In with Aadhaar

Aadhaar

Fingerprint  OTP

Verify

or

Sign In with

facebook

Google



# Issued Documents



Dashboard

Issued documents come directly into your DigiLocker from registered government departments, institutions & agencies.

Issued Documents

SI.No.	Issuer	URI	Document Type	Issued On
1	MeeSeva,AP	<a href="http://in.gov.meeseva.ap-INCOM-9606884969">in.gov.meeseva.ap-INCOM-9606884969</a>	Income Certificate	17-12-2010
2	MeeSeva,AP	<a href="http://in.gov.meeseva.ap-INCOM-6476183043">in.gov.meeseva.ap-INCOM-6476183043</a>	Income Certificate	03-01-2011
3	MeeSeva,AP	<a href="http://in.gov.meeseva.ap-INCOM-4882624798">in.gov.meeseva.ap-INCOM-4882624798</a>	Income Certificate	07-01-2011
4	MeeSeva,AP	<a href="http://in.gov.meeseva.ap-INCOM-8163872602">in.gov.meeseva.ap-INCOM-8163872602</a>	Income Certificate	07-01-2011
5	MeeSeva,AP	<a href="http://in.gov.meeseva.ap-INCOM-2209271216">in.gov.meeseva.ap-INCOM-2209271216</a>	Income Certificate	07-01-2011

Uploaded Documents

Shared Documents

Activity

Issuers

Issued documents from registered issuers appear as URIs (Links).



# Uploaded Documents



Dashboard

This is where you can upload your own documents & certificates. You can also eSign them.

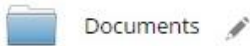
Issued Documents



Uploaded Documents

Name ▲

Shared Documents



Activity

Issuers



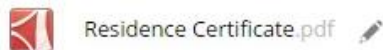
🔒 Caste Certificate 🔒 eSign 🔗 Share



🔒 Driver Licence 🔒 eSign 🔗 Shared



🔒 Income Certificate 🔒 eSign 🔗 Share



🔒 Residence Certificate 🔒 eSign 🔗 Share

2 folders and 4 files

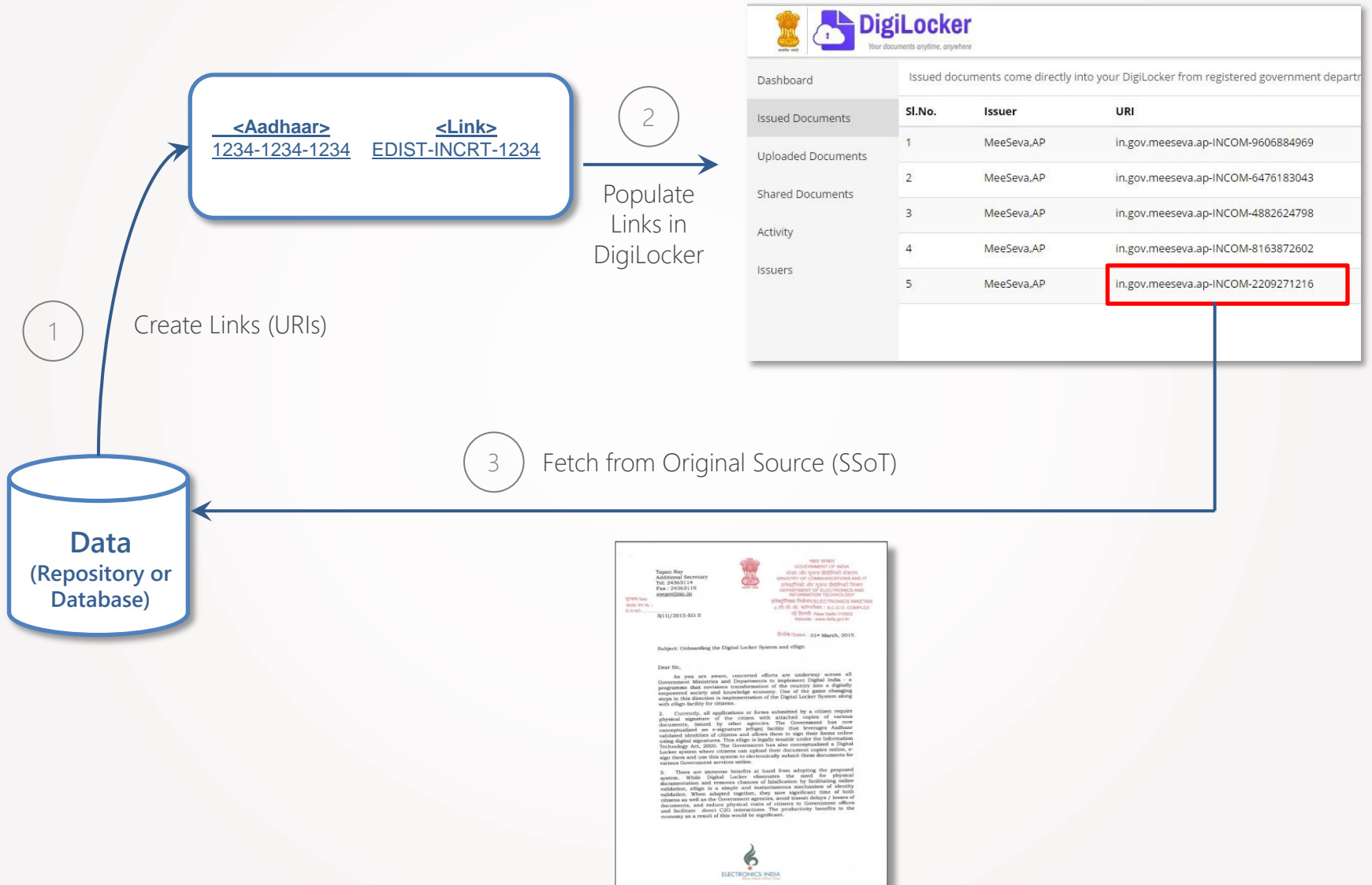
Legacy documents can be uploaded by citizen themselves.

# How Issued Documents Work?

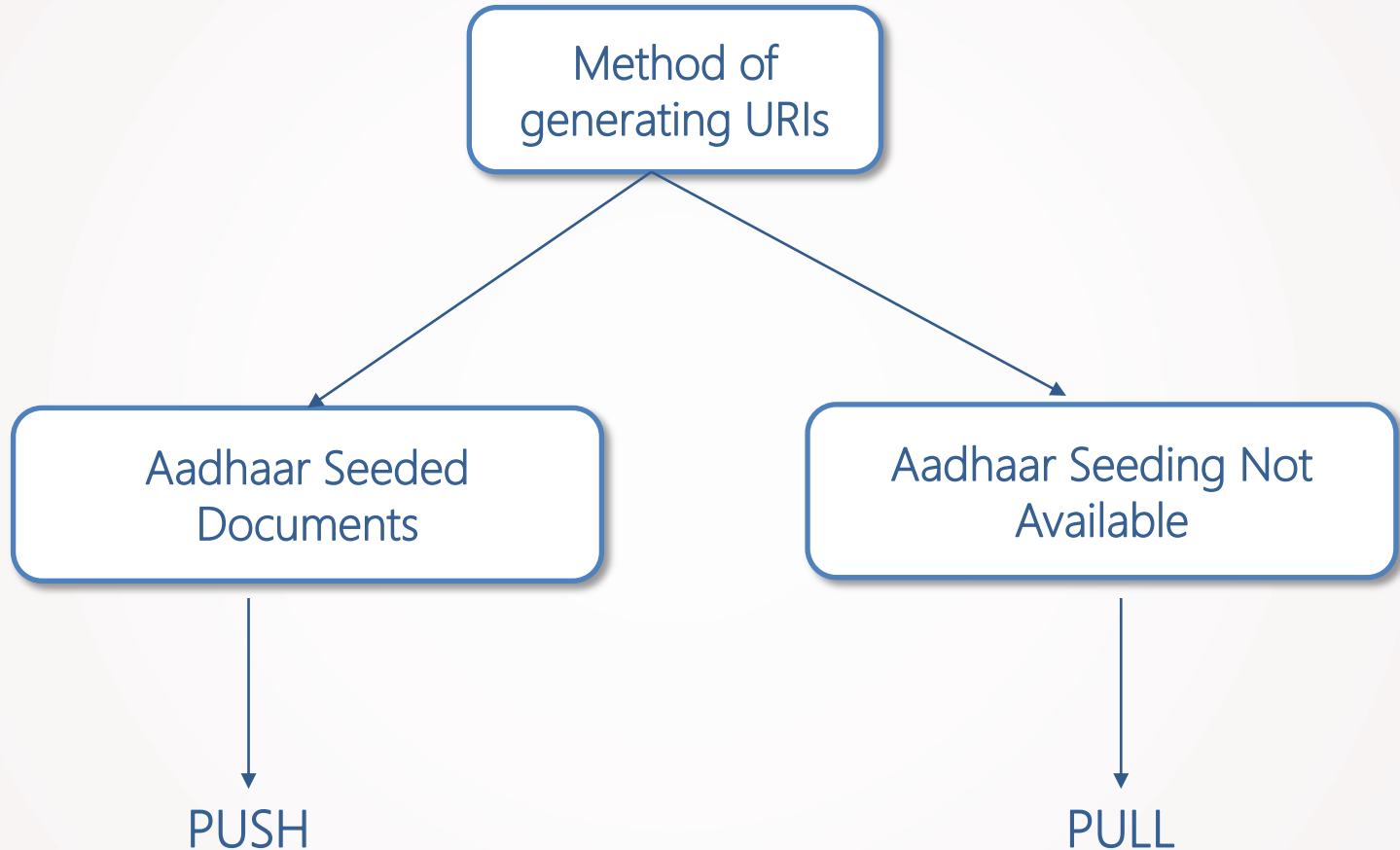


ISSUER

# Issued Documents – How it works?

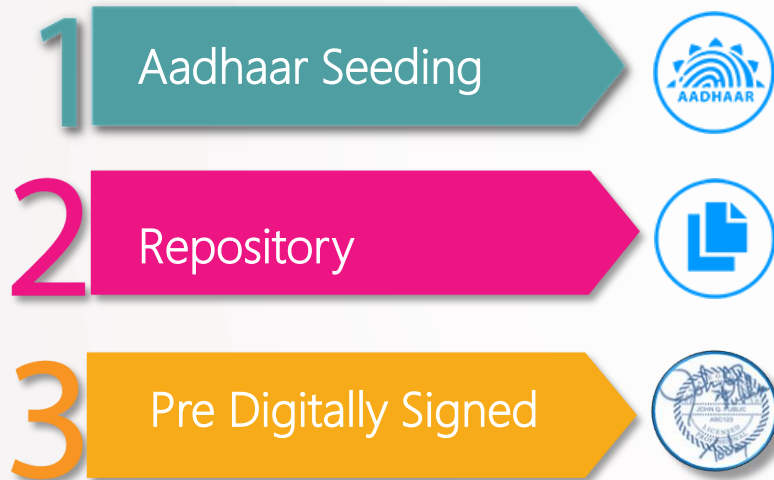


# How to issue documents?

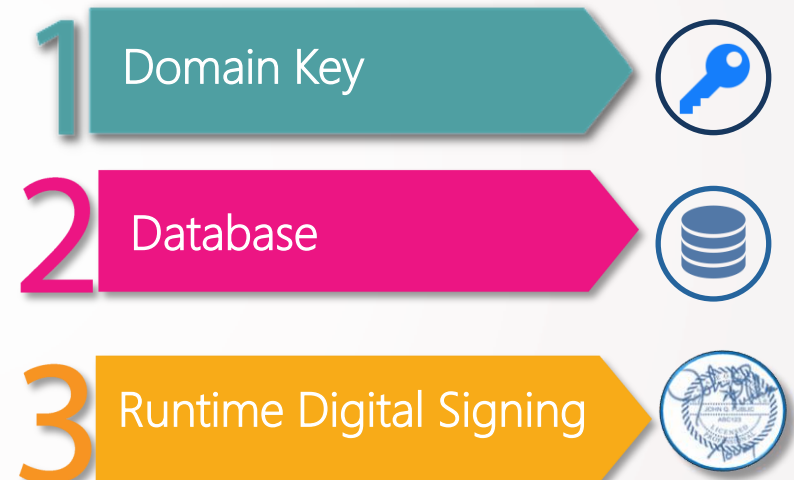


# Push v/s Pull

## PUSH



## PULL



Both options fetch documents from original source (Single Source of Truth)

# How Requesters Can Access Documents?



REQUESTER



# Requested Documents – How it works?

Registration Form

https://university.gov.in/

University Registration Form

Name

Father Name

Last University

Degree

**Upload Degree Certificates**

Choose file No file chosen OR

**Choose from DigiLocker**

Submit

1

DigiLocker - Google Chrome

https://services.digitallocker.gov.in

**DigiLocker**  
Your documents anytime, anywhere

**Sign In to your account**

username

password

I allow DigiLocker to share my documents with testelocker.jhpolice.gov.in.

Sign In

2

Registration Form

https://services.digitallocker.gov.in

University Registration Form

Name

Father Name

Last University

Degree

**Upload Degree Certificates**

Choose file No file chosen OR

Choose from DigiLocker **Sharing Successful**

Submit

3

Files - DigiLocker - Google Chrome

https://services.digitallocker.gov.in

**DigiLocker**  
Your documents anytime, anywhere

Uploaded Document Issued Document

My Folder

sunil

	2015-08-22-15-19-18-477_1440236958477_XXXP...pdf	<input type="checkbox"/>
	1439061919_files adasdad asd.pdf	<input type="checkbox"/>
	1439061919_files adasdad asd(1).pdf	<input checked="" type="checkbox"/>
	in.pdf	<input type="checkbox"/>
	WIN_20150723_202857.JPG	<input type="checkbox"/>
	WIN_20150723_202907...pdf	<input type="checkbox"/>

https://digiservices.jhpolice.gov.in/index.php/apps/files/#

# Requesters can choose what type of documents they will accept

## Issued Documents

- 1 Get document URI
- 2 Get document file (pdf)

## Self Uploaded Documents

- 1 Get document URL
- 2 Get document file (pdf)

Requesters can accept both Issued & Self Uploaded Documents, or only Issued documents.

# DigiLocker Resource Center

Visit <https://digitallocker.gov.in/resource-center.php> to download

- Intro presentation
- User Manual & FAQs
- Technical Specification Documents
- Other links, resources

Thank You

---