

Product Review

September 2000 R/C Modeler
Vol. 37 - No. 9

ACE R/C ELECTRONIC PRODUCTS

Ace Hobby Distributors

By
Eloy Marez



PIC 1 & 2 - The larger Ace units are made to be stacked,
either facing flat or upright!

It would be interesting to know how many of you who will read these humble efforts will remember when "state of the art" in our radio control hobby was a quench coil, a Sigma 4F relay, and an XFG-1 gas tube? If you are one of them, you will no doubt remember one of our main suppliers of such items, Ace R/C in Higginsville, Missouri. Time has indeed marched on, no longer do we purchase R/C equipment as components, many modelers do not even own a soldering iron, and not even in our wildest dreams did we envision the technology available to us today. Yes, we have seen many changes since, and Ace R/C changed along with them. From quench coils, etc., they grew in step with the development of R/C, and many of us consider them as having made a major contribution in such development. A few years later, one could order transmitter and receiver kits from Ace; humble single channel equipment at first, to complete computerized systems much later when they were developed.



PIC 3 - The Ace DigiPulse, 110V powered.

Ace R/C grew to be a provider of a lot of the items we bought and used, including a popular line of airplane kits. But to many with major interest in the electronic side of the hobby, Ace R/C was our most important supplier, it always had a number of unique useful items, all of current "state of the art" design, fairly priced - and you could buy an Ace kit and assemble it yourself. I know many modelers, and will admit to being one of them, who just had to have the latest Ace kit, even if we already owned a similar factory made product. We had to have one we had built with our own hands. And it had an Ace label!



PIC 4 - The Ace Dual Digital Vari-Charger, also for 110V.

One of the changes that time brought to the R/C hobby was its discovery by big business, and we begin to see control of our lines of supply go from the Bob Dunham's, Phil Kraft's, and other modelers, to major corporations and, unfortunately, often to bean counters who did us more harm than good. But that is another story. Some, like Ace R/C, have survived. Changed, but survived! Ace R/C is now Ace Hobby Distributors, still a major supplier of not only proprietary items, but the importer of world famous Thunder Tiger engines, airplanes, and other items here in the United States.

In the last couple of years, while many changes were taking place in this organization, a number of products disappeared from its listing, including the electronic goodies so many of us had come to depend on for so long. Well, the good news is that the most useful ones have been reintroduced, and are again available, this time from your favorite hobby supplier. They include, primarily, battery charging and test equipment, especially important now when we are seeing a wide range of batteries of different capacities in use, each of

which requires different charging techniques. Allow me to acquaint you with some of these useful Ace products:


110VAC CHARGERS:

Super Digipulse. A microprocessor based charger, user-programmable to charge up to six 1 to 10 cell batteries simultaneously, at a 10 to 150 mA rate. After a 16-hour timed charge period, it automatically resets to a 1/5th rate trickle charge. Charge rate and remaining charge hours are displayed on a two digit LED display. MSRP (Manufacturer's Suggested Retail Price) \$109.99; discounted price \$94.99.

Super DDVC: (Digital Dual Vari-Charger). A dual output, 110VAC or 12VDC powered charger, user-

programmed to charge two up to 10 cell NiCd or NiMH batteries (limited to 8 cells when DC powered), at rates up to 500 mA. The DDVC can also charge 12V lead-acid starter batteries. Output is monitored on a three digit LED display, accurate to 5 mA. MSRP \$99.99; discounted price \$79.99.

An optional cigarette lighter plug-in cable, ACE2001-8 is required for 12VDC operation in the automobile. It is priced at \$6.99.



PIC 5 - The 12V powered Smart Charge.

12VDC FIELD CHARGER:

Super Smart Charge. To be powered by your 12 volt starter or automobile battery, the Smart Charge has two outputs, both at a 550 mA rate, one for 3-6 cell, 125-2000 mAh receiver, and the other for 4-8 cell 250-1000 mAh transmitter batteries. It is fully automatic, using voltage slope detection to determine a battery's charge condition and terminating the charge when it approaches full. This is a handy unit for those who prefer smaller batteries or fly long periods at one session. MSRP \$89.99; discounted price \$74.99.

CHARGER ACCESSORIES:

All of the above 110 and 12 volt chargers require adapter cables to mate them to the various connectors used by different R/C system manufacturers. Such cables can be fabricated with the plugs furnished that fit the charger and adding your system plugs at the other end. You can also obtain them from Ace, the various types available are:

ACE2001-1 Cable w/Deans plug; \$6.99.

ACE2001-2 Cable for Futaba/Ace Transmitter; \$5.99.

ACE2001-3 Cable for Futaba J Receiver; \$6.99.

ACE 2001-4 Cable for Airtronics/Hitec Transmitters; \$5.99.

ACE2001-5 Cable for JR Transmitter; \$5.99.

ACE 2001-6 Cable for JR/Hitec Receiver; \$5.99.

ACE2001-7 Cable "Six Pack"; contains six cables with charger plugs to which you can add your own system connectors; \$11.95.

Though not listed as such, since it is new, the Airtronics "Z" plug equipped items require items No. 4 and 6.



PIC 6 - The Ace Add-A-Trickle.


Auto Add-A-Trickle. A worthwhile addition to any non-automatic charger, including the normally supplied system chargers. The Add-A-Trickle makes it automatic; after a normal 18-hour charge period, it switches the charger's outputs to a 1/5 trickle charge, at which the batteries can be connected indefinitely, but ready at any time without the normal battery self-discharge. Installation requires only cutting the charger leads, and adding the Add-A-Trickle in series, using screw connectors. It is simple to do and the instructions are complete and thorough. MSRP \$24.99; discounted price \$21.99.



PIC 7 - The Ace Constant Voltage Charger, for 12V batteries.

STARTER BATTERY CHARGER:

Super CVC (Constant Voltage Charger, 110VAC powered). Automatic constant voltage charging is the recommended way to revive lead acid batteries! The CVC charges both 6 and 12 volt batteries at 400 mA to 90% capacity, then automatically switches to a 15 mA trickle charge rate. An LED indicates charge status, and alligator clip equipped leads are furnished, MSRP \$49.99; discounted price \$39.99.



PIC 8 - The Ace Glow Starter-Charger.

GLOW PLUG BATTERY CHARGER:

Glow Plug quick Charger: A 12VDC powered charger that revives your 1.2 volt NiCd glow plug battery in 20 minutes at an 800 mA rate. It can also be used to trickle charge it at a 70 mA rate, useful between flights. Connections are made with alligator clips to the 12 volt battery, and a glow plug-like fitting to the NiCd, all furnished. MSRP \$24.99; discounted price \$19.99



PIC 9 - The Ace Digipace 3, last in a series of cyclers.

BATTERY TEST EQUIPMENT:


Super Digipace 3. A 110VAC powered battery capacity tester, of the type erroneously spoken of as a "cycler." Erroneous because the real experts, the companies that manufacture rechargeable batteries speak of charging and then discharging a battery, such as we do when we go flying, as a cycle. But we are stuck with the term, Ace, me, and you!

Anyway, the Digipace 3 can process receiver and transmitter batteries simultaneously or singly; 4 or 5 cell receiver packs and 8 cell transmitter packs. It will first charge your

batteries if you so desire, at 35, 70, or 135 mA rates for receiver and a 70 mA rate for transmitter batteries. Or you can charge them with whatever method you are currently using. Then the Digipace will discharge them at a preset 360 mA rate, indicating their capacity in milliamps on a four digit LED display.

The batteries are discharged to the manufacturer's recommended cut-off point, 1.10 volts per cell. At that time, the Digipace switches to charge for 16 hours, after which it switches once again - to a 1/5 trickle charge rate. During the charge cycle, the time remaining can be read on the display.

Using the instructions furnished, it is also possible for you to determine the exact amount of flying time you have on your airplane under your flying style, very important information. Ace speaks of the Digipace 3 as "your best flight insurance." Well, except for dumb thumbs, mid-air's, and similar events where your all-important flight batteries are concerned, it is indeed that! MSRP \$115.99; discounted price \$99.99.



PIC 10 - The Ace SmarTest, for field capacity checks.

Super SmarTest. Another battery "cyclor," but with a difference. This one is smaller, lighter, and powered by the battery being tested, ideal for field use. It will measure the capacity of a 4, 5, or 8 cell battery, discharging it at a selectable 125, 250, or 500 mA rate, displaying the results in milliamperes on a four digit LED display. The cut-off point is again the recommended 1.10 volt per cell. MSRP \$69.95; discounted price 54.99.

Note: The Digipace SmarTest just discussed requires the appropriate cable assembly as listed previously.



PIC 11 - The Ace Digital Voltmeter, an RC'ers instrument.

Digital Voltmeter (DVM). A small toolbox size DVM, reading up to 20 VDC, designed

for R/C applications. It includes switchable loads for receiver or transmitter batteries, and in addition to displaying the battery voltage on a four digit LCD (Liquid Crystal Display). It also includes go-no-go LED indicators to remind you when either battery has reached a critical level. The DVM comes with regular test equipment leads; banana plugs on the meter end and test prods on the other. It is recommended that dedicated cables be made up, banana plugs on one end and fittings to mate with your particular brand of equipment on the other. MSRP \$39.99; discounted price \$34.99.

Availability. Ace products are available at most hobby shops, or they can get them for you with a phone call. If yours does not handle Ace equipment or you have to resort to mail order for any reason, contact eHobbies at:

www.eHobbies.com

All Contents Copyright © 2000. R/C Modeler Corporation. All Rights Reserved.

[Go to Top of Page](#)